





Hartlepool Local Overview


Access of Health Services


Those registered with a GP			
<i>Hartlepool</i>		<i>North East</i>	<i>National</i>
91%		84%	90%


Used a Dentist in the last 6 months			
<i>Hartlepool</i>		<i>North East</i>	<i>National</i>
73%		35%	32%

Those registered with a Dentist			
<i>Hartlepool</i>		<i>North East</i>	<i>National</i>
82%		61%	-


Have you used A&E in the last 6 months			
<i>Hartlepool</i>		<i>North East</i>	<i>National</i>
55%		35%	35%

Used a GP in the last 6 months			
<i>Hartlepool</i>		<i>North East</i>	<i>National</i>
91%		85%	90%

Admitted to hospital in the last 6 months			
<i>Hartlepool</i>		<i>North East</i>	<i>National</i>
36%		20%	26%

Homeless Project Provided Health Advice			
<i>Hartlepool</i>		<i>North East</i>	<i>National</i>
82%			59%


Homeless Projects was seen as very good in providing health advice (access to posters and pamphlets) with a high number of those surveyed receiving advice for services which was very well received. Within Northumberland very few received advice from Homeless Projects.


Was the advice you received useful?			
<i>Hartlepool</i>		<i>North East</i>	<i>National</i>
82%			66%


The majority of participants were registered with a GP representing a high number of respondents being able to access primary health services.


Registration with a Dentist is also high, as is the use of dental services. Trust is high of GP's, and most often the first contact point for individuals with health issues, nearly all participants had recently been in contact with their local GP.


Physical Health


Do you smoke			
<i>Hartlepool</i>		<i>North East</i>	<i>National</i>
91%		75%	77%

Do you have dental problems			
<i>Hartlepool</i>		<i>North East</i>	<i>National</i>
36%		30%	15%

Do you want to stop			
<i>Hartlepool</i>		<i>North East</i>	<i>National</i>
36%		33%	41%

Do you have chest problems			
<i>Hartlepool</i>		<i>North East</i>	<i>National</i>
43%		33%	15%

Do you eat two meals a day			
<i>Hartlepool</i>		<i>North East</i>	<i>National</i>
73%		64%	35%

Do you have joint aches or problems with bones			
<i>Hartlepool</i>		<i>North East</i>	<i>National</i>
73%		46%	22%

A higher number of respondents reported being smokers but there appeared to be a desire to want to stop.


Regionally a high number of people reported eating two meals a day; this was reported higher still in Hartlepool. When asked how much fruit and veg they consumed though this limited to 1 – 2 pieces a day with 45% of respondents stating they had any regular fruit and veg. So although the number of those eating two meals a day is encouraging, little is known about the quality and the nutritional benefit.


Three prominent health problems came out of the regional picture;


- Chest Pain/Breathing Problems
- Joint Aches/Problems with bones and muscles
- Dental


Those suffering with joint, chest or dental problems were much higher than the regional picture. Across all areas the use of dentists wasn't high and no doubt explains why this features as a common problem for many.


Mental Health


Do you often feel stressed			
<i>Hartlepool</i>		<i>North East</i>	<i>National</i>
82%			69%

Respondents with a formal diagnosis			
<i>Hartlepool</i>		<i>North East</i>	<i>National</i>
45%			48%

Do you often feel anxious			
<i>Hartlepool</i>		<i>North East</i>	<i>National</i>
64%			63%

Formal diagnosis for depression			
<i>Hartlepool</i>		<i>North East</i>	<i>National</i>
80%			82%


Do you feel depressed			
<i>Hartlepool</i>		<i>North East</i>	<i>National</i>
73%			66%


Received a dual diagnosis			
<i>Hartlepool</i>		<i>North East</i>	<i>National</i>
18%			30%

Participants were asked about their own mental health and how they feel, what issues do they experience in their everyday life, or what issues do they feel they have.


Respondents in the Hartlepool area showed higher levels of mental health issues through self-diagnosis as highlighted across the region. But there was a lower level of formal diagnosis by a health professional with 45% of individuals receiving a formal diagnosis, in line with the regional picture this was predominately for depression. Two people had a dual diagnosis, receiving a formal diagnosis for mental health problems also had a drink or drug problem.


Drugs and Alcohol

Do you take drugs (or recovering from a drug problem)			
Hartlepool		North East	National
73%		44%	33%

Percentage of drug users getting support			
Hartlepool		North East	National
100%		62%	44%

Number of people taking legal highs			
Hartlepool		North East	National
0		14	-


Percentage of people who are weekly drinkers			
Hartlepool		North East	National
18%		13%	35%


Percentage of cannabis users			
Hartlepool		North East	National
27%		27%	64%


Percentage of those drinking more than 10 units			
Hartlepool		North East	National
27%		32%	36%


Drug use among respondents was notably higher than the rest of the region. Four people surveyed were a heroin user with 5 people reported being prescribed methadone. Along with the rest of the region the use of legal highs was non-existent. Hartlepool appears to have a considerably larger number of regular weekly drinkers, those drinking more than twice a week.


Vaccinations and Screening


Received a Hep A Vaccination			
<i>Hartlepool</i>		<i>North East</i>	<i>National</i>
55%		26%	-


Sexual Health Check - Men			
<i>Hartlepool</i>		<i>North East</i>	<i>National</i>
50%		25%	28%


Received a Hep B Vaccination			
<i>Hartlepool</i>		<i>North East</i>	<i>National</i>
73%		32%	-


Sexual Health Check - Women			
<i>Hartlepool</i>		<i>North East</i>	<i>National</i>
60%		46%	50%

Received a Flu Vaccination			
<i>Hartlepool</i>		<i>North East</i>	<i>National</i>
18%		21%	-

Have you a had a breast examination			
<i>Hartlepool</i>		<i>North East</i>	<i>National</i>
20%		10%	-

Have you had a cervical smear			
<i>Hartlepool</i>		<i>North East</i>	<i>National</i>
40%			30%


Tested positive for Hep C			
<i>Hartlepool</i>		<i>North East</i>	<i>National</i>
0%			3%

Tested positive for TB			
<i>Hartlepool</i>		<i>North East</i>	<i>National</i>
45%			2%

Those receiving vaccinations for both Hep A and Hep B were notably higher when compared to the wider region. No one tested positive for Hep C but this was relatively low for all areas with many not knowing whether they had been tested or not making it hard to get a true picture. .


The number of people receiving a sexual health check was surprisingly far in excess of the rest of the region for both men and women. Nearly all those interviewed were knowledgeable where to get advice and support, including contraception, regarding their sexual health. Both GP's and Clinics were seen as the go to for this advice. This further cements the role of the GP as the entrusted health and medical advisor.

Respondent Profile


Number of respondents			
<i>Hartlepool</i>		<i>North East</i>	<i>National</i>
11		49	-


Do you have a disability			
<i>Hartlepool</i>		<i>North East</i>	<i>National</i>
55%		32%	-

Number of those left the armed services			
<i>Hartlepool</i>		<i>North East</i>	<i>National</i>
0		1	-

Where are you currently staying - Hostel			
<i>Hartlepool</i>		<i>North East</i>	<i>National</i>
0%		34%	-

Respondents who are prison leavers			
<i>Hartlepool</i>		<i>North East</i>	<i>National</i>
36%		29%	-


Where are you currently staying – Rough Sleeping			
<i>Hartlepool</i>		<i>North East</i>	<i>National</i>
9%		4%	-

Where are you currently staying – Supported Accom'			
Hartlepool		North East	National
64%		26%	27%

Percentage of respondents from a BME background			
Hartlepool		North East	National
0%		10%	-

Are you in training or employment			
Hartlepool		North East	National
0%		13%	-

Percentage of Male Respondents			
Hartlepool		North East	National
55%		69%	-

Does your health stop you accessing employment			
Hartlepool		North East	National
55%		45%	-

Percentage of Female Respondents			
Hartlepool		North East	National
45%		30%	-

Age breakdown of respondents

